

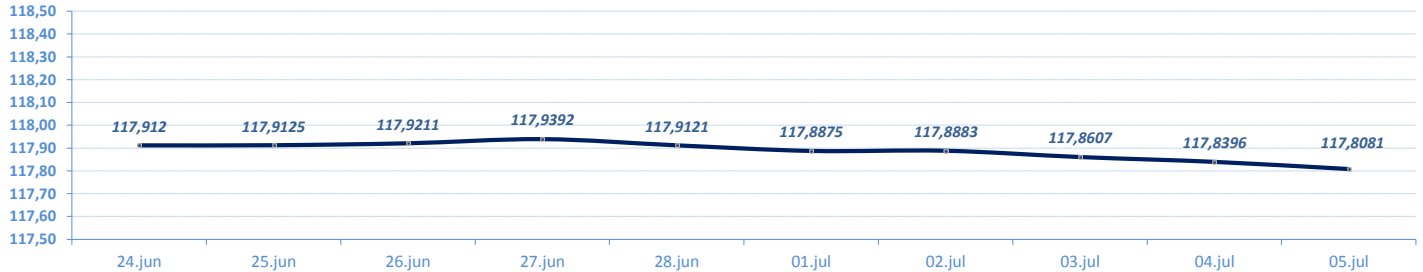
**VESTI / NEWS**

► **SREDNJI KURS EUR/RSD**: Dinar ojačao u odnosu na evro za 0,0315 dinara, srednji kurs 117,8081. Obim međubankarske trgovine evrom na dan 04. jul do 12:30h iznosio je 49 miliona evra. NBS intervenisala na međubankarskom tržištu kupovinom 45 miliona evra (od početka godine ukupno prodala 130 miliona evra i kupila 1.255 miliona evra).

► **BEOGRADSKA BERZA**: Ineksi zabeležili rast, BELEX15 viši za 0,1 odsto, BELEXline viši za 0,05 odsto. Promet manji u odnosu na prethodni dan, na regulisanom tržištu najviše trgovano akcijama Komercijalne banke, NIS-a, Rimexa, Impola Seval i Sojeprotein.

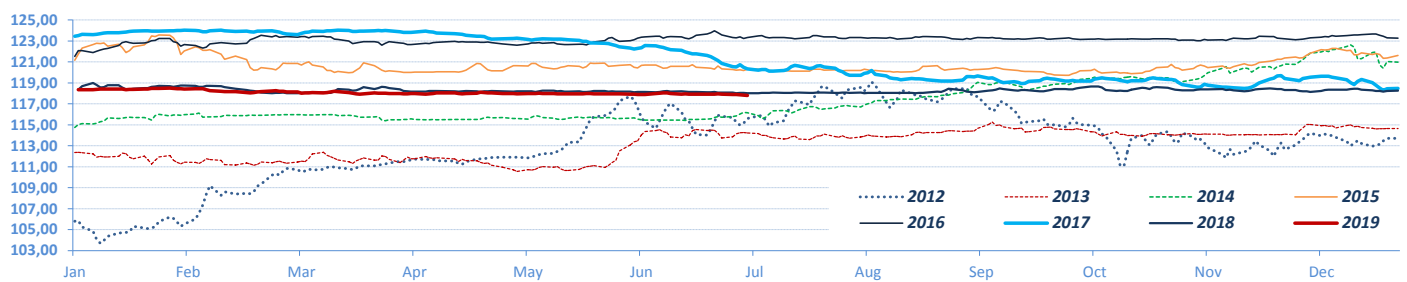
**DEVIZNO TRŽIŠTE / FX MARKET**

**EUR / RSD** (Srednji kurs / Official Middle Rate) ► 10 dana / 10 days

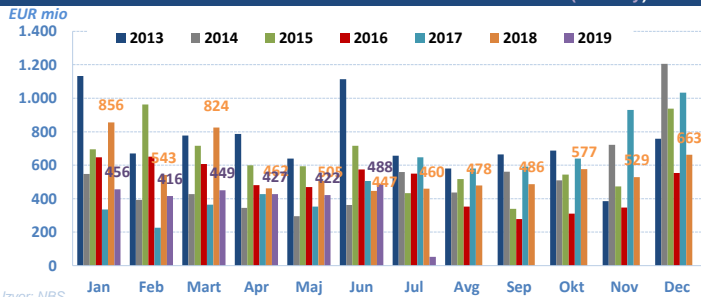


Izvor/Source: NBS

**EUR / RSD** (Srednji kurs/ Official middle rate) ► Jan - ....

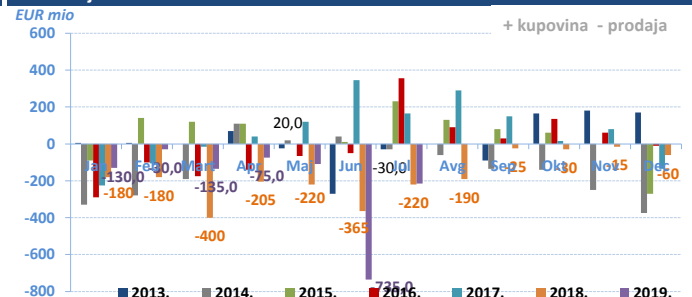


**Promet na međubankarskom tržištu / Volumes on FX Interbank market (eur only)**

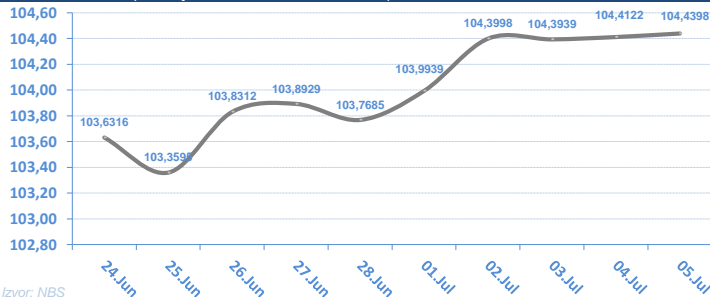


Izvor: NBS

**Intervencije NBS na deviznom tržištu / NBS Interventions on FX interbank market**

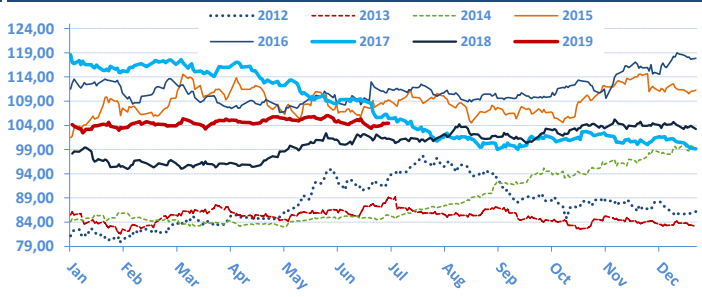


**USD / RSD** (Srednji kurs / Official middle rate) ► 10 dana / 10 days



Izvor: NBS

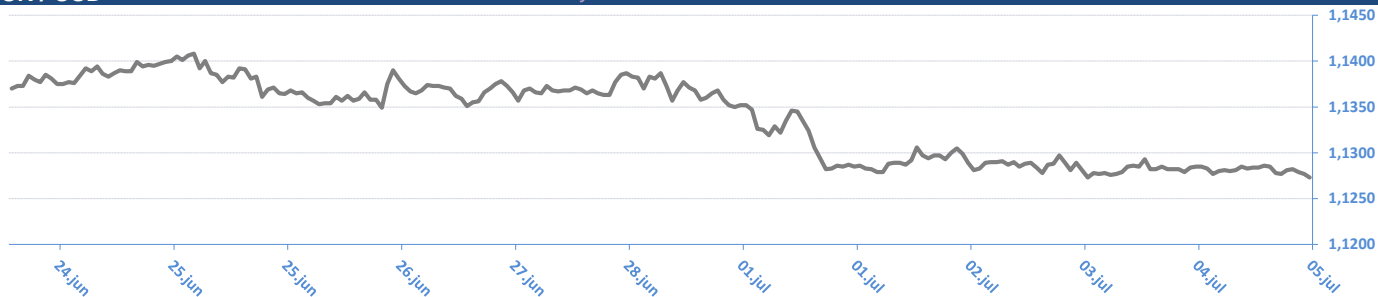
**USD / RSD** (Srednji kurs / Official middle rate) ► Jan - ....



Monthly change	EUR/RSD	%	USD/RSD	%	Yearly change	EUR/RSD	%	USD/RSD	%
01.07.19	117,8875	-0,04%	103,9939	-1,42%	05.07.19	117,8081	-0,45%	104,4398	6,42%
03.06.19	117,9288	-0,03%	105,4914	-0,08%	03.01.19	118,3439	0,00%	104,1851	6,16%
03.05.19	117,9626	-0,01%	105,5783	0,57%	03.01.18	118,3431	-4,14%	98,1367	-17,25%
01.04.19	117,9759	-0,13%	104,9794	1,06%	04.01.17	123,4512	1,59%	118,6004	6,34%
01.03.19	118,1291	-0,25%	103,8772	0,32%	04.01.16	121,5145	0,30%	111,5324	9,90%
01.02.19	118,4266	0,07%	103,5469	-0,61%	05.01.15	121,1543	5,58%	101,4863	20,72%
03.01.19	118,3439	0,10%	104,1851	0,14%	03.01.14	114,7559	2,14%	84,0641	-1,67%
03.12.18	118,2313	-0,06%	104,0402	-0,27%	03.01.13	112,3495	6,20%	85,4889	5,32%
01.11.18	118,2984	-0,07%	104,3196	2,19%	04.01.12	105,7880	-0,21%	81,1693	2,16%
01.10.18	118,3868	0,19%	102,0840	0,29%	04.01.11	106,0156	10,47%	79,4541	18,48%
03.09.18	118,1567	0,08%	101,7890	0,71%	04.01.10	95,9679	7,17%	67,0635	4,25%
01.08.18	118,0618	0,04%	101,0717	-0,27%	05.01.09	89,5436	12,27%	64,3273	18,68%
02.07.18	118,0142		101,3432		03.01.08	79,7577		54,2016	

**EUR / USD**

► 10 dana / 10 days



**EUR / USD**



**EUR / CHF**

► 10 dana / 10 days



**EUR / CHF**



Izvor / Source: Reuters

05.07.2019 08:51:47

**EUR / XX**

Valutni par / CCY pair	Kupovni/BID	Prodajni/ASK
EUR/USD	1,1273	1,1277
EUR/JPY	121,6900	121,7200
EUR/GBP	0,8964	0,8965
EUR/CHF	1,1117	1,1122
EUR/DKK	7,4634	7,4639
EUR/NOK	9,6244	9,6294
EUR/SEK	10,5344	10,5370
EUR/CAD	1,4727	1,4728
EUR/AUD	1,6069	1,6072
EUR/HUF	322,8200	323,1700
EUR/CZK	25,4770	25,4840
EUR/PLN	4,2430	4,2448
EUR/HRK	7,3960	7,4010
EUR/RUB	71,5114	71,6044
EUR/NZD	1,6892	1,6894

**USD / XX**

Valutni par / CCY pair	Kupovni/BID	Prodajni/ASK
USD/EUR	0,8868	0,8868
USD/JPY	107,9400	107,9700
USD/GBP	0,7950	0,7952
USD/CHF	0,9862	0,9863
USD/DKK	6,6188	6,6209
USD/NOK	8,5377	8,5407
USD/SEK	9,3434	9,3464
USD/CAD	1,3062	1,3064
USD/AUD	1,4253	1,4257
USD/HUF	286,3900	286,5800
USD/CZK	22,5940	22,6040
USD/SKK	21,5460	21,6000
USD/PLN	3,7635	3,7649
USD/HRK	6,5614	6,5647
USD/RUB	63,4360	63,4960
USD/NZD	1,4979	1,4984

\* Međunarodno devizno međubankarsko tržište / International FX Interbank Market

Izvor / Source: Reuters

EURIBOR

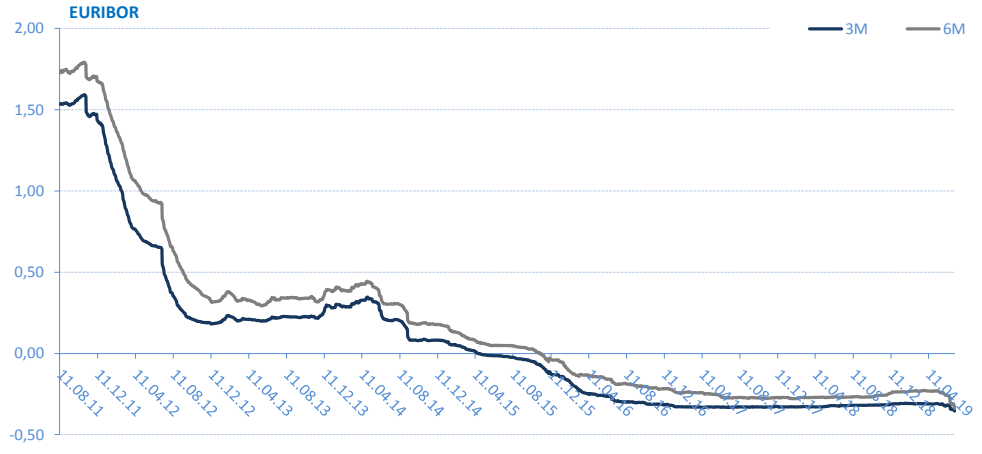
SW	-0,396
1M	-0,393
3M	-0,354
6M	-0,338
1Y	-0,258

\* Izvor: Reuters; Objavljeno prethodnog radnog dana

Kamatne stope Centralnih Banaka  
Interest rates of Central banks

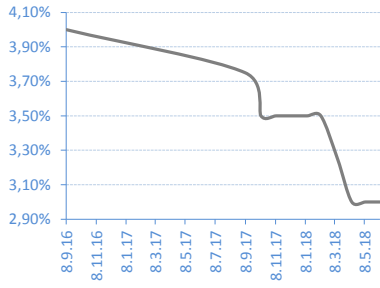
CB	Kamatna stopa/Interest rate
USD	2,50
EUR	0,00
GBP	0,75
CAD	1,75
AUD	1,00
JPY	0,10

\* Izvor: Reuters; Objavljeno prethodnog radnog dana



REFERENTNA KAMATNA STOPA NBS / NBS Key Policy Rates

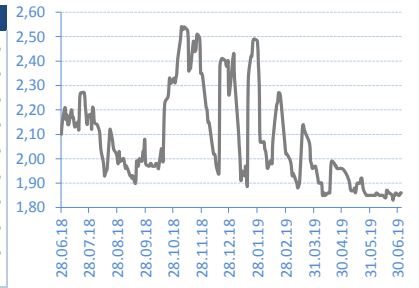
Date	Rate	Change (%)
08.06.18	3,00%	0,00%
10.05.18	3,00%	0,00%
12.04.18	3,00%	-7,69%
14.03.18	3,25%	-7,14%
08.02.18	3,50%	0,00%
11.01.18	3,50%	0,00%
07.12.17	3,50%	0,00%
09.11.17	3,50%	0,00%
09.10.17	3,50%	-6,67%
07.09.17	3,75%	



\* Izvor/ Source : NBS

BEONIA

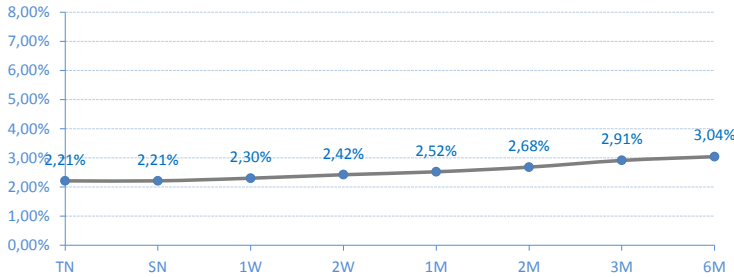
Date	Rate	Change (%)
04.07.19	1,86%	0,54%
02.07.19	1,85%	0,00%
01.07.19	1,85%	-0,54%
28.06.19	1,86%	0,54%
27.06.19	1,85%	0,00%
26.06.19	1,85%	1,09%
25.06.19	1,83%	-1,08%
24.06.19	1,85%	-0,54%
21.06.19	1,86%	0,00%
20.06.19	1,86%	



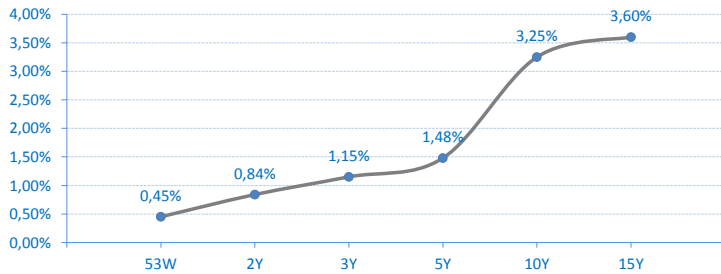
\* Izvor/ Source : Reuters; Objavljeno prethodnog radnog dana / Published on previous working day

Kamatne stope/Prinos na tržištu / Market Interest Rates

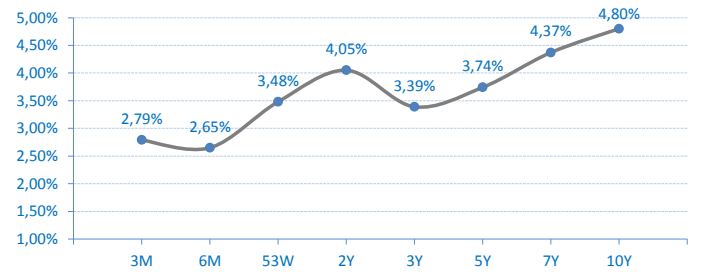
Belibor



Državne HOV Republike Srbije u Evrima - prinosi sa poslednje aukcije  
Government bonds (EUR) of Republic of Serbia - yield on last primary auction



Državne HOV Republike Srbije u Dinarima - prinosi sa poslednje aukcije  
Government bonds (RSD) of Republic of Serbia - yield on last primary auction



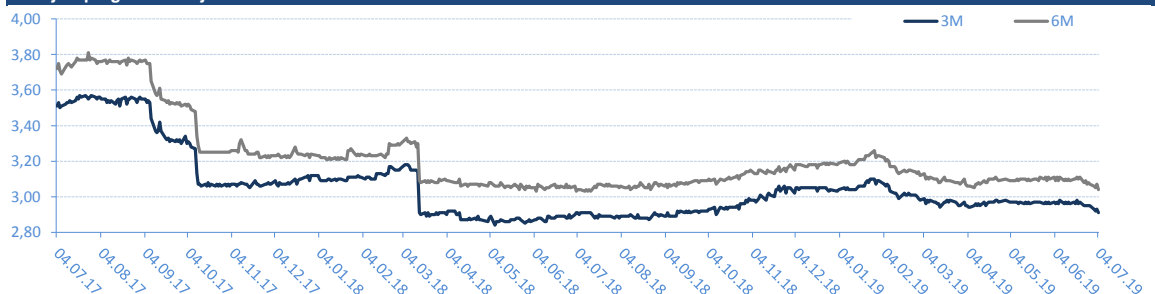
BELIBOR

Trenutne stope / Current rates

TN	2,21%
SN	2,21%
1W	2,30%
2W	2,42%
1M	2,52%
2M	2,68%
3M	2,91%
6M	3,04%

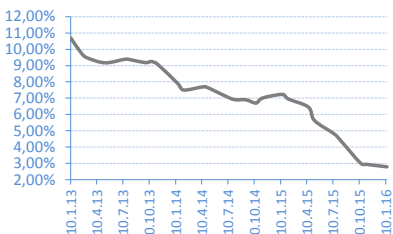
\* Izvor/ Source : Reuters; Objavljeno prethodnog radnog dana / Published on previous working day

Istorijski pregled kretanja 6M i 3M Belibor-a / Historical overview of 6M and 3M Belibor rates



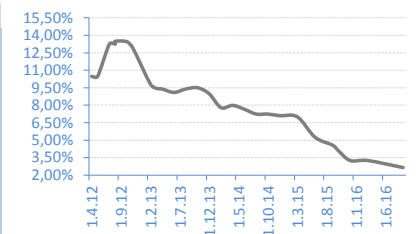
T-BILLS 3M - RSD

Date	Rate	Realisation
14.01.16	2,79%	100,00%
05.11.15	2,94%	100,00%
15.10.15	3,00%	92,18%
06.08.15	4,40%	96,26%
16.07.15	4,79%	98,47%
07.05.15	5,63%	92,92%
16.04.15	6,45%	100,00%
05.02.15	6,95%	45,05%



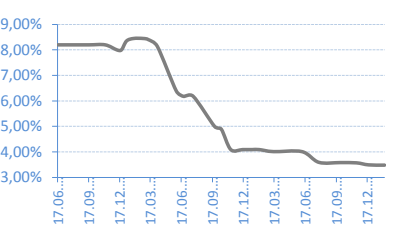
T-BILLS 6M - RSD

Date	Rate	Realisation
01.09.16	2,65%	23,03%
03.03.16	3,25%	96,46%
03.12.15	3,25%	97,22%
08.10.15	4,09%	100,00%
03.09.15	4,57%	87,90%
04.06.15	5,25%	93,30%
05.03.15	7,00%	21,33%
04.12.14	7,10%	100,00%



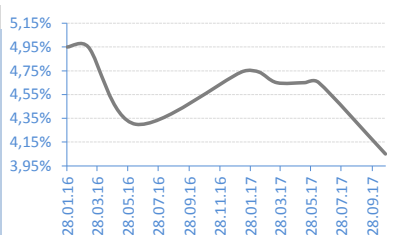
T-BILLS 53W - RSD

Date	Rate	Realisation
06.02.17	3,48%	17,91%
21.12.16	3,49%	32,22%
15.11.16	3,57%	45,64%
28.09.16	3,58%	52,92%
27.07.16	3,59%	49,07%
07.06.16	4,01%	78,06%
15.03.16	4,01%	16,73%
02.02.16	4,09%	63,42%



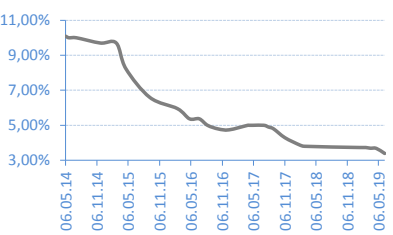
G-BONDS 2Y - RSD

Date	Rate	Realisation
24.10.17	4,05%	116,30%
13.06.17	4,65%	51,56%
16.05.17	4,65%	43,95%
21.03.17	4,65%	100,00%
13.02.17	4,74%	78,80%
10.01.17	4,74%	23,25%
13.06.16	4,30%	95,67%
10.03.16	4,95%	56,41%



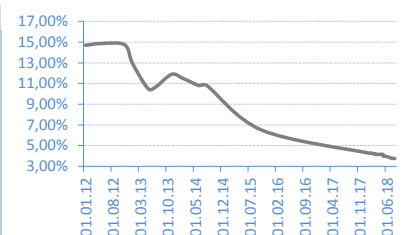
G-BONDS 3Y - RSD

Date	Rate	Realisation
11.06.19	3,39%	62,60%
23.04.19	3,68%	88,70%
19.03.19	3,69%	112,71%
20.02.19	3,73%	120,53%
15.01.19	3,73%	60,94%
28.02.18	3,80%	100,00%
30.01.18	3,88%	34,77%
06.11.17	4,29%	97,97%



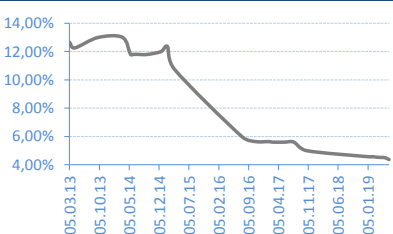
G-BONDS 5Y - RSD

Date	Rate	Realisation
11.09.18	3,74%	98,60%
14.08.18	3,75%	65,62%
17.07.18	3,80%	40,58%
05.06.18	3,95%	35,67%
22.05.18	3,99%	26,18%
08.05.18	4,15%	97,00%
24.04.18	4,15%	52,31%
10.04.18	4,15%	32,63%



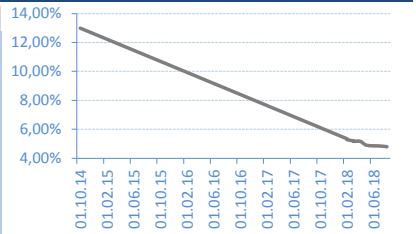
G-BONDS 7Y - RSD

Date	Rate	Realisation
04.06.19	4,37%	267,04%
07.05.19	4,50%	134,27%
10.04.19	4,52%	75,42%
05.03.19	4,54%	58,46%
12.02.19	4,57%	34,68%
30.01.19	4,57%	30,41%
09.01.19	4,57%	52,59%
23.10.17	5,00%	100,00%



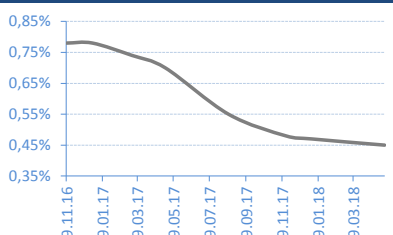
G-BONDS 10Y - RSD

Date	Rate	Realisation
07.08.18	4,80%	26,87%
10.07.18	4,85%	36,97%
15.05.18	4,90%	96,72%
03.04.18	5,17%	26,55%
20.03.18	5,17%	83,61%
06.03.18	5,20%	203,57%



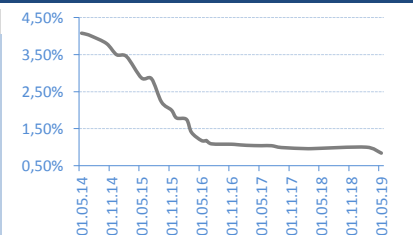
T-BILLS 53W - EUR

Date	Rate	Realisation
21.05.18	0,45%	100,00%
18.01.18	0,47%	98,00%
05.12.17	0,48%	100,00%
30.08.17	0,55%	50,00%
15.05.17	0,70%	91,30%
20.03.17	0,74%	60,00%
12.01.17	0,78%	46,20%
29.11.16	0,78%	100,00%



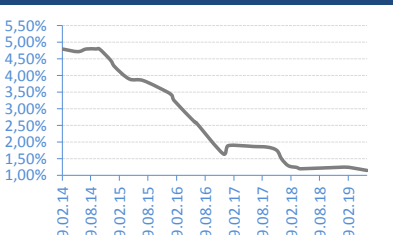
G-BONDS 2Y - EUR

Date	Rate	Realisation
27.05.19	0,84%	148,40%
19.02.19	1,00%	142,00%
22.03.18	0,96%	25,62%
01.02.18	0,96%	52,00%
14.09.17	0,99%	53,60%
12.07.17	1,04%	16,80%
23.05.17	1,04%	99,00%
14.02.17	1,05%	95,35%



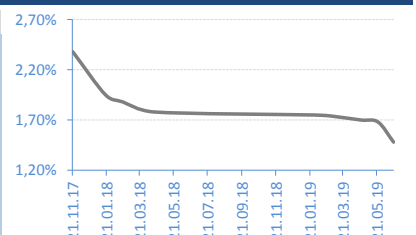
G-BONDS 3Y - EUR

Date	Rate	Realisation
18.06.19	1,15%	59,14%
12.03.19	1,23%	50,04%
23.01.19	1,25%	32,10%
20.04.18	1,20%	35,96%
28.03.18	1,24%	99,29%
02.02.18	1,29%	100,00%
21.12.17	1,49%	100,00%
20.11.17	1,75%	49,70%



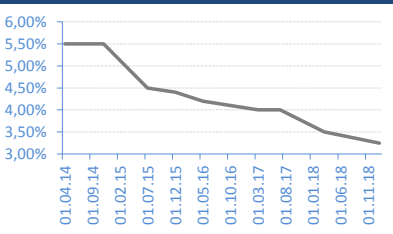
G-BONDS 5Y - EUR

Date	Rate	Realisation
20.06.19	1,48%	47,86%
23.05.19	1,68%	77,32%
22.04.19	1,70%	19,90%
27.02.19	1,74%	37,84%
29.01.19	1,75%	41,25%
16.04.18	1,78%	52,41%
19.02.18	1,88%	79,99%
19.01.18	1,95%	80,28%



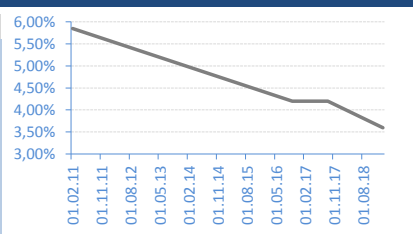
G-BONDS 10Y - EUR

Date	Rate	Realisation
16.01.19	3,25%	139,40%
26.03.18	3,50%	86,85%
13.07.17	4,00%	42,95%
15.03.17	4,00%	65,60%
25.05.16	4,20%	96,00%
04.12.15	4,40%	100,00%
28.07.15	4,50%	76,77%
19.11.14	5,50%	100,00%



G-BONDS 15Y - EUR

Date	Rate	Realisation
06.02.19	3,60%	100,00%
06.09.17	4,20%	70,13%
19.10.16	4,20%	100,00%



## AKCIJE / Shares - REGULISANO TRŽIŠTE / REGULATED MARKET

## Najtrgovanije HOV / Most Active

	Symbol	Closing price	% Change	Open	Max	Min	No of Trades	Volume	Volume RSD
Komercijalna banka a.d. Beograd	KMBN	3.130	0,35%	3.140	3.140	3.100	4	5.385	16.857.500
NIS a.d. Novi Sad	NIIS	684	-0,15%	683	685	681	27	3.760	2.573.361
Rimex a.d. Beograd	RMKS	2.640	0,00%	2.640	2.640	2.640	2	253	667.920
Impol Seval a.d. Sevojino	IMPL	3.212	-0,46%	3.212	3.212	3.212	5	121	388.652
Soja protein a.d. Becej	SJPT	170	0,00%	170	170	170	5	708	120.360

## Dobitnici / Gainers

	Symbol	Closing price	% Change	Open	Max	Min	No of Trades	Volume	Volume RSD
Aerodrom Nikola Tesla a.d. Beograd	AERO	831	0,36%	831	837	824	63	69	57.319
Komercijalna banka a.d. Beograd	KMBN	3.130	0,35%	3.140	3.140	3.100	4	5.385	16.857.500
Komercijalna banka a.d. Beograd	KMBNPB	1.200	0,25%	1.200	1.200	1.200	1	100	120.000

## Gubitnici / Decliners

	Symbol	Closing price	% Change	Open	Max	Min	No of Trades	Volume	Volume RSD
Impol Seval a.d. Sevojino	IMPL	3.212	-0,46%	3.212	3.212	3.212	5	121	388.652
NIS a.d. Novi Sad	NIIS	684	-0,15%	683	685	681	27	3.760	2.573.361

## AKCIJE / SHARES - MTP

## Najtrgovanije HOV / Most Active

	Symbol	Closing price	% Change	Bid (Volume)	Ask (Volume)	No of Trades	Volume	Volume RSD
Telefonkabl a.d. Beograd	TLKB	10.000	-0,01%	10000	10000	10000	1	10
Politika a.d. u restrukturiranju Beograd	PLTK	15	15,38%	15	15	15	1	6
Vital a.d. Vrbas	VITL	700	0,00%	700	700	700	1	5

## Dobitnici / Gainers

	Symbol	Closing price	% Change	Bid (Volume)	Ask (Volume)	No of Trades	Volume	Volume RSD
Politika a.d. u restrukturiranju Beograd	PLTK	15	15,38%	15	15	15	1	6

## Gubitnici / Decliners

	Symbol	Closing price	% Change	Bid (Volume)	Ask (Volume)	No of Trades	Volume	Volume RSD
Telefonkabl a.d. Beograd	TLKB	10000	-0,01%	10000	10000	10000	1	10

## Kontakti / Contacts:

**Srdan Tomašević**

srdjan.tomasevic@erstebank.rs

Trgovanje / Trading

011/220 9116

**Aleksandar Zarić**

aleksandar.zaric@erstebank.rs

Prodaja / Sales

011/220 9198

**Aleksandra Parčetić**

aleksandra.parcetic@erstebank.rs

Brokersko poslovanje / Brokerage

011/220 9159

**Vladimir Vulević**

vladimir.vulevic@erstebank.rs

Podrška i Razvoj / Support and Development

011 / 201 50 50

**Nenad Đurović**

nenad.djurovic@erstebank.rs

Trgovanje / Trading

011/ 220 9115

**Dušan Stević**

dusan.stevic@erstebank.rs

Prodaja / Sales

011/220 9118

**Danijela Stojanović**

danijela.stojanovic@erstebank.rs

Prodaja / Sales

011/ 220 9132

**Marija Đorđević**

marija.djordjevic@erstebank.rs

Brokersko poslovanje / Brokerage

011/220 9110

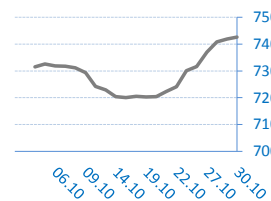
Izveštaj sačinio / Prepared by: Sektor sredstava / Treasury division

Informacije i cene iz ovog pregleda dobijene su iz izvora za koje verujemo da su pouzdani ali ne garantujemo njihovu tačnost i potpunost. Navedene informacije su važeće samo u trenutku njihovog sastavljanja a objavljuju se u čiju opšteg informisanja, pri čemu ne predstavljaju bilo kakav oblik investicionog saveta niti preporuke za investiranje niti na bilo koji način obavezuju Erste Bank ad Novi Sad u pogledu odgovornosti za štetu nastalu upotrebom informacija iz ovog pregleda.

The information and prices in this review are obtained from sources that we believe are reliable, but we do not guarantee their accuracy and completeness. The mentioned information is valid only at the time of their compilation and are published in the general information, whereby they do not represent any form of investment advice or recommendations for investing or in any way obligate Erste Bank ad Novi Sad in respect of liability for damages arising from the use of information referred to in of this review.

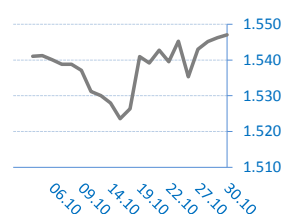
## BELEX15

Vrednost / Value	742,59
Promena / Change	0,71
%	0,10%



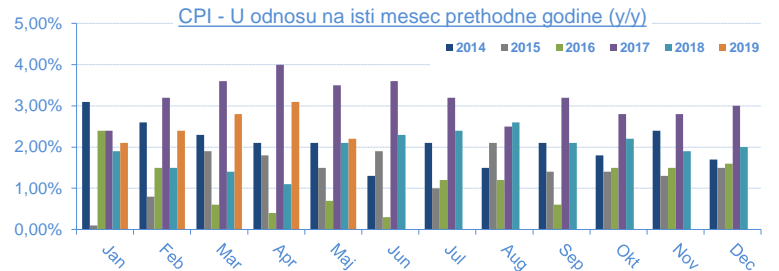
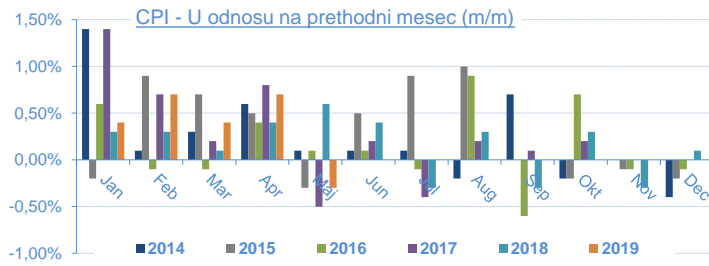
## BELEXline

Vrednost / Value	1.547,04
Promena / Change	0,76
%	0,05%



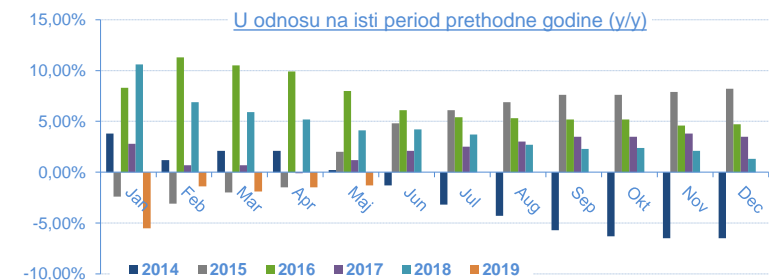
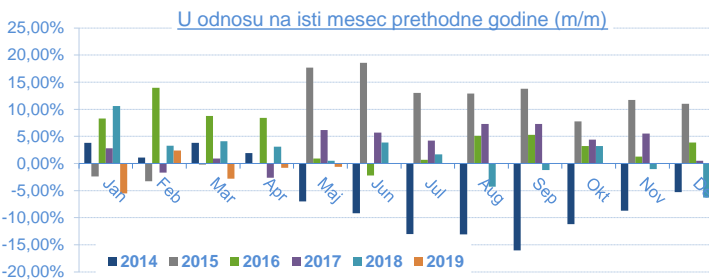
**Indeks potrošačkih cena (Consumer Price Index - CPI) / 2018**

	Jan	Feb	Mar	Apr	Maj	Jun	Jul	Aug	Sep	Okt	Nov	Dec
U odnosu na prethodni mesec (m/m)	0,40%	0,70%	0,40%	0,70%	-0,30%							
U odnosu na isti mesec 2018. (y/y)	2,10%	2,40%	2,80%	3,10%	2,20%							
U odnosu na decembar 2018.		1,10%	1,50%	2,30%	2,00%							
Datum objavljivanja / Published date	22.02.19	12.03.19	12.04.19	13.05.19	12.06.19							



**INDUSTRIJSKA PROIZVODNJA / Industrial production / 2019**

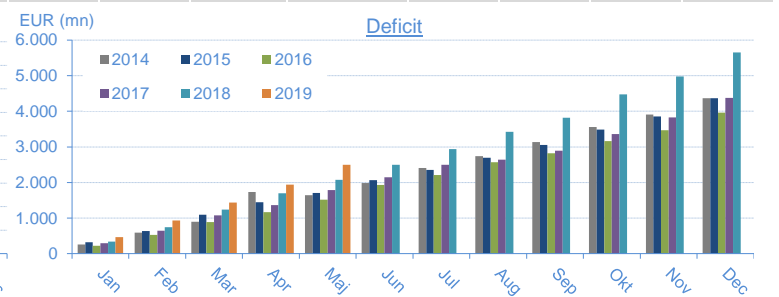
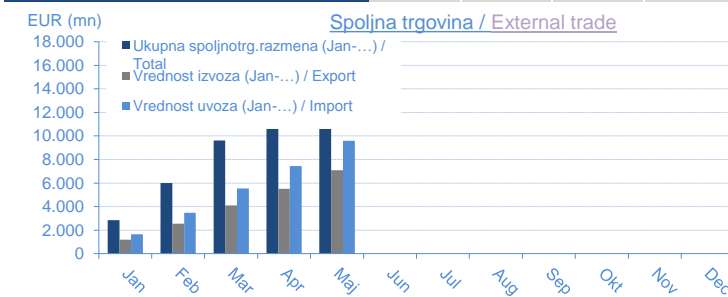
	Jan	Feb	Mar	Apr	Maj	Jun	Jul	Aug	Sep	Okt	Nov	Dec
U odnosu na isti mesec 2018 (m/m)	-5,50%	2,40%	-2,80%	-0,80%	-0,60%							
U odnosu na isti period 2018 (jan-...) (y/y)	-5,50%	-1,40%	-1,90%									
U odnosu na prosek 2018	-12,20%	-7,40%	2,30%	-4,40%	1,10%							
Datum objavljivanja / Published date	28.02.19	29.03.19	30.04.19	31.05.19	28.06.19							



**SPOLJNOTRGOVINSKA ROBNA RAZMENA / External Trade / 2019**

\* u eur mln

Mesec/Month	Jan	Feb	Mar	Apr	Maj	Jun	Jul	Aug	Sep	Okt	Nov	Dec
Ukupna spoljnotrg.razmena (Jan-...) / Total	2.840,40	6.015,80	9.626,40	12.958,60	16.675,50							
Promena / Yearly change	7,80%	9,80%	8,10%	8,30%	9,70%							
Vrednost izvoza (Jan-...) / Export	1.186,90	2.539,90	4.092,80	5.510,50	7.087,40							
Promena / Yearly change	3,00%	7,10%	6,90%	7,30%	8,30%							
Vrednost uvoza (Jan-...) / Import	1.653,50	3.475,90	5.533,60	7.448,10	9.588,10							
Promena / Yearly change	11,50%	11,70%	9,00%	9,00%	10,80%							
Deficit (jan-...)	466,70	936,00	1.440,80	1.937,70	2.500,70							
Promena / Yearly change	40,90%	26,50%	15,60%	14,20%	18,80%							
Pokrivenost uvoza izvozom (Export/Import ratio)	71,80%	73,10%	74,00%	74,00%	73,90%							
Datum objavljivanja / Published date	12.03.19	29.03.19	30.04.19	31.05.19	28.06.19							



**BUDŽETSKI BALANS / Budget balance**

\* u rsd mln

Budžetski balans u 2018.	32.183,97
January 2019	23.620,61
February 2019	-1.429,81
March 2019	-6.363,12
April 2019	-10.322,94
May 2019	
June 2019	
July 2019	
August 2019	
September 2019	
October 2019	
November 2019	
December 2019	
Budžetski balans u 2019. / Total 2019	5.504,74
Planirani deficit u 2019. / Planned	-3.344,12
Ostvarenje plana / Realisation	
Datum ažuriranja / Published date	04.06.19

